

# 900 EZ Task Series

## Task Chair & Stool

### Features and Options

#### Back Features

- Height Adjustable (knob)
- Integrated Thoracic & Lumbar Support
- Adjustable Lumbar Support (\$105)

#### Seat Sizes

- Standard 19"D x 20"W
- Petite 17"D x 18"W (no charge)
- Tall (not available)
- Large Scale (not available)

#### Seat Features

- High Resilient Foam on a Reinforced, Contoured Seat Pan with a Waterfall Front Edge

- Memory Seat Foam (\$60)

#### Specialty Seat Options

- Tailbone Seat Cutout (\$115)
- Contour Seat (not available)

#### Casters

- Standard High Impact Carpet Casters
- Hard Floor Braking (\$60)
- Glides (\$25)

Model Shown: 902



#### Custom

- Special Seat or Back Modification (\$115)

✓ Mark signifies standard included features

#### Arm

- Up/Down (n/c)
- Up/Down+Width (\$40)
- 360° Pivot+Width (\$75)
- 4D: 4 Direction+Pivot (\$75)

#### Arm Pad

- Silhouette
- Upholstered (\$110)
- Upholstered with Memory Foam (\$136)

#### Specialty Arms (add only to chairs with arms)

- Fold Away Arms (\$157)
- Arm Pad Sliders (\$32)

#### Chair Control Mechanism

- 2 paddle control with seat tilt, back angle and knob adjusted back height

- Optional Seat Slider (\$73)

#### Cylinder (heights measure from top of seat to floor)

- (#1) Ultra Low 15" to 18" (no charge)
- (#2) Low 16" to 20"
- (#3) Mid-height 17" to 22" (no charge)
- (#4) Stool (\$48, Included on stools) 21" to 29"
- (#5) High Stool (\$67, or \$19 on stools) 23.5" to 33.5"

#### Other Options

- Polished Aluminum Base (add \$100)
- Cal TBI33 Fire Rating (\$80)

Model	Seat Dimensions		Back Dimensions		Between Arms		Arm Height
	Depth	Width	Height	Width	Fixed Width	Height From Seat	
901	19	20	18	20	N/A	N/A	
902	19	20	18	20	19.5	7.5-9.5	
904	19	20	18	20	N/A	N/A	
905	19	20	18	20	19.5	7.5-9.5	
906	19	20	21	20	19.5	7.5-9.5	





Chair models marked with this symbol are available for cartoned delivery (additional charges may apply). Chairs are fully assembled inside the carton except for the pneumatic cylinder that must be inserted into the chair base and into the mechanism (no tools required).




900 EZ Task Series

Task Chair & Stool

Model	Description	Fabric Grade	List Price	Fabric Grade	List Price	Blanket Weight	Carton Weight	Yardage
901	Low-Back Task Chair Without Arms	C	507	H	635	36	46	1.5*
		D	534	I	667			
		E/COM	561	J	748	Blanket Cube	Carton Cube	
		F	591	JS	1042			
		G	613	K	1337			


Model	Description	Fabric Grade	List Price	Fabric Grade	List Price	Blanket Weight	Carton Weight	Yardage
902	Low-Back Task Chair With Height Adjustable Arms	C	550	H	678	41	51	1.5*
		D	576	I	710			
		E/COM	604	J	790	Blanket Cube	Carton Cube	
		F	633	JS	1085			
		G	656	K	1379			

Model	Description	Fabric Grade	List Price	Fabric Grade	List Price	Blanket Weight	Carton Weight	Yardage
906	Mid-Back Task Chair With Height Adjustable Arms	C	602	H	729	42	52	1.5*
		D	628	I	763			
		E/COM	678	J	843	Blanket Cube	Carton Cube	
		F	686	JS	1137			
		G	708	K	1431			

Stools

Model	Description	Fabric Grade	List Price	Fabric Grade	List Price	Blanket Weight	Carton Weight	Yardage
904	Low-Back Drafting Stool Without arms	C	602	H	729	42	52	1.5*
		D	628	I	763			
		E/COM	657	J	843	Blanket Cube	Carton Cube	
		F	686	JS	1137			
		G	708	K	1431			

\*for COM vinyl add .25 yard

Model	Description	Fabric Grade	List Price	Fabric Grade	List Price	Blanket Weight	Carton Weight	Yardage
905	Low-Back Drafting Stool With Height Adjustable Arms	C	690	H	818	47	57	1.5*
		D	715	I	850			
		E/COM	744	J	930	Blanket Cube	Carton Cube	
		F	775	JS	1225			
		G	796	K	1519			

\*for COM vinyl add .25 yard

Stools come standard with a stool cylinder (21"-29" seat height). High Stool cylinders (23.5"-33.5" seat height) can be specified for an additional \$19 list.



Chair models marked with this symbol are available for cartoned delivery (additional charges may apply). Chairs are fully assembled inside the carton except for the pneumatic cylinder that must be inserted into the chair base and into the mechanism (no tools required).

