

# 700 Renaissance Series Executive Task Chair

## Features and Options

✓ Mark signifies standard included features

### Back Features

- ✓ Height Adjustable (ratchet)
- ✓ Integrated Thoracic & Lumbar Support
- ✓ Adjustable Lumbar Support

### Seat Sizes

- ✓ Standard 19"D x 20"W (models 701, 702, 706, 709)
- Petite 17"D x 18"W (not available)
- Tall (not available)
- ✓ Large Scale 20"D X 22"W (models 703, 707, 711)

### Seat Features

- ✓ High Resilient Foam on a Reinforced, Contoured Seat Pan with a Waterfall Front Edge
- Memory Seat Foam (not available)

### Specialty Seat Options

- Tailbone Seat Cutout (not available)
- Contour Seat (not available)

### Casters

- ✓ 60mm Soft Thread Casters without Hood
- Hard Floor Braking (\$60)
- Glides (\$25)

Model Shown: 707JSLXTHR



### Custom

- Special Seat or Back Modification (\$115)

### Arm

- Up/Down (n/c)
- ✓ Up/Down+Width
- 360° Pivot+Width (\$75)
- 4D: 4 Direction+Pivot (\$75)

### Arm Pad

- ✓ C-Loop
- Upholstered (\$110)
- Upholstered with Memory Foam (\$136)

### Specialty Arms (add only to chairs with arms)

- Fold Away Arms (\$157)
- Arm Pad Sliders (\$32)

### Chair Control Mechanism

- ✓ Executive seat rocking & tilt with infinite lock, independent back angle, micro-pitch control
- ✓ Integrated Seat Slider

### Cylinder (heights measure from top of seat to floor)

- (#1) Ultra Low 17" to 20" (no charge)
- ✓ (#2) Low 18" to 22"
- (#3) Mid-height 19" to 24" (no charge)
- (#4) Stool (\$48, Included on stools) 23" to 31"
- (#5) High Stool (\$67, or \$19 on stools) 25.5" to 35.5"

### Other Options

- Polished Aluminum Base (add \$100)
- Cal TBI33 Fire Rating (\$80)

Model	Seat Dimensions		Back Dimensions		Between Arms		Arm Height
	Depth	Width	Height	Width	Close	Open	Height From Seat
701JSLXT	19	20	21.5	20	N/A	N/A	N/A
702JSLXT	19	20	21.5	20	17.5	21	N/A
706JSLXT	19	20	25	20	17.5	21	8-11
707JSLXT	19	21.5	25	20	19	23	8-11
707JSLXTHR	19	21.5	25	20	19	23	8-11
709JSLXT	19	20	30	21	17.5	21	8-11
711JSLXT	19	21.5	30	21	19	23	8-11






Chair models marked with this symbol are available for cartoned delivery (additional charges may apply). Chairs are fully assembled inside the carton except for the pneumatic cylinder that must be inserted into the chair base and into the mechanism (no tools required).



## 700 Renaissance Series

## Executive Task Chair

Model	Description	Fabric Grade	List Price	Fabric Grade	List Price	Blanket Weight	Carton Weight	Yardage
701JSLXT	Low-Back Executive Task Chair Without Arms	C	1090	H	1249	43	53	2*
		D	1115	I	1292			
		E/COM	1154	J	1399	Blanket Cube	Carton Cube	
		F	1193	JS	1804			
		G	1221	K	2212			
702JSLXT	Low-Back Executive Task Chair With Adjustable Arms	C	1202	H	1362	48	58	2*
		D	1224	I	1406			
		E/COM	1267	J	1512	Blanket Cube	Carton Cube	
		F	1306	JS	1903			
		G	1335	K	2294			
706JSLXT	Mid-Back Executive Task Chair With Adjustable Arms	C	1379	H	1569	48	58	2*
		D	1397	I	1650			
		E/COM	1458	J	1740	Blanket Cube	Carton Cube	
		F	1502	JS	2081			
		G	1535	K	2422			
707JSLXT	Mid-Back Executive Task Chair Large Scale With Adjustable Arms	C	1508	H	1700	59	69	2.0*
		D	1516	I	1751			
		E/COM	1588	J	1872	Blanket Cube	Carton Cube	
		F	1634	JS	2204			
		G	1666	K	2532			

\*for COM vinyl add .25 yard

Chairs with headrest on next page





Chair models marked with this symbol are available for cartoned delivery (additional charges may apply).  
Chairs are fully assembled inside the carton except for the pneumatic cylinder that must be inserted into the chair base and into the mechanism (no tools required).




700 Renaissance Series

Executive Task Chair

Model	Description	Fabric Grade	List Price	Fabric Grade	List Price	Blanket Weight	Carton Weight	Yardage
709JSLXT	High-Back Executive Task Chair With Velcro Pillow Headrest and Adjustable Arms	C	1664	H	1918	60	70	2.7*
		D	1685	I	1980			
		E/COM	1778	J	2131	<b>Blanket Cube</b>	<b>Carton Cube</b>	
		F	1834	JS	2421			
		G	1874	K	2712			

Model	Description	Fabric Grade	List Price	Fabric Grade	List Price	Blanket Weight	Carton Weight	Yardage
711JSLXT	High-Back Executive Task Chair Large Scale With Velcro Pillow Headrest and Adjustable Arms	C	1847	H	2101	67	77	3*
		D	1907	I	2163			
		E/COM	1962	J	2315	<b>Blanket Cube</b>	<b>Carton Cube</b>	
		F	2018	JS	2595			
		G	2060	K	2874			

Model	Description	Fabric Grade	List Price	Fabric Grade	List Price	Blanket Weight	Carton Weight	Yardage
707JSLXTHR	Executive Task Chair Large Scale Ratchet Headrest and Adjustable Arms	C	1946	H	2138	64	74	3.0*
		D	1982	I	2189			
		E/COM	2026	J	2310	<b>Blanket Cube</b>	<b>Carton Cube</b>	
		F	2072	JS	2642			
		G	2104	K	2970			

*\*for COM vinyl add .25 yard*



Chair models marked with this symbol are available for cartoned delivery (additional charges may apply).  
Chairs are fully assembled inside the carton except for the pneumatic cylinder that must be inserted into the chair base and into the mechanism (no tools required).

