

2900 QT Series

Mesh-Back Task Chair

Features and Options

✓ Mark signifies standard included features

Back Features

- ✓ Supportive Mesh Back
- ✓ 6-point Adjustable Lumbar
- ✓ Fixed Back

Seat Sizes

- ✓ Standard 19"D x 20"W
- Petite 17"D x 18"W (\$100)
- Tall (not available)
- Large Scale 20"D x 22"W (\$187)

Seat Features

- ✓ Molded Seat Foam on a Reinforced, Contoured Seat Pan with a Waterfall Front Edge

- Memory Seat Foam (\$60)

Specialty Seat Options

- Tailbone Seat Cutout (not available)
- Contour Seat (not available)

Casters

- ✓ 60mm Soft Thread Casters without Hood

- Hard Floor Braking (\$60)
- Glides (\$25)

Model Shown: 2906



Custom

- Special Seat or Back Modification (\$115)

Arm

- ✓ Up/Down (n/c)
- Up/Down+Width (\$40)
- 360° Pivot+Width (\$75)
- 4D: 4 Direction+Pivot (\$75)

Arm Pad

- ✓ Modern Arm Pad
- Upholstered (\$110)
- Upholstered with Memory Foam (\$136)

Specialty Arms (add only to chairs with arms)

- Fold Away Arms (\$157)
- Arm Pad Sliders (\$32)

Chair Control Mechanisms

JSXT: Full function rock & tilt with infinite lock,

Independent back angle, integrated seat slider

JSWT: Easy 2 lever weight adjusting control, seat slider

Cylinder (heights measure from top of seat to floor)

- (#1) Ultra Low 16" to 19" (no charge)
- ✓ (#2) Low 17" to 21"
- (#3) Mid-height 18" to 23" (no charge)
- (#4) Stool (\$48, Included on stools) 22" to 30"
- (#5) High Stool (\$67, or \$19 on stools) 24" to 34"

Other Options

- Polished Aluminum Base (add \$100)
- Cal TB133 Fire Rating (\$40)

Model	Seat Dimensions		Back Dimensions		Between Arms		Arm Height
	Depth	Width	Height	Width	Fixed Width	Height From Seat	
2904	18.5	19.34	21	19	N/A	N/A	
2905	18.5	19.34	21	19	20	7-10	
2907	18.5	19.34	21	19	N/A	N/A	
2906	18.5	19.34	21	19	20	7-10	
2916	18.5	19.34	21	19	20	7-10	




Chair models marked with this symbol are available for cartoned delivery (additional charges may apply). Chairs are fully assembled inside the carton except for the pneumatic cylinder that must be inserted into the chair base and into the mechanism (no tools required).




2900 QT Series


Mesh-Back Task Chair

WT Series with easy two lever weight adjusting control


Model	Description	Fabric Grade	List Price	Fabric Grade	List Price	Blanket Weight	Carton Weight	Yardage
2907JSWT	Mesh Mid-Back Task Chair Without Arms, Seat Slider included	BLK	509	H	620	41	51	1.5*
		C	525	I	673			
		D	550	J	731			
		E/COM	569	JS	779	Blanket Cube	Carton Cube	
		F	584	K	814			
		G	598					
				11	10			

Model	Description	Fabric Grade	List Price	Fabric Grade	List Price	Blanket Weight	Carton Weight	Yardage
2906JSWT	Mesh Mid-Back Task Chair With Adjustable Arms, Seat Slider included	BLK	537	H	648	41	51	1.5*
		C	553	I	701			
		D	578	J	759			
		E/COM	597	JS	807	Blanket Cube	Carton Cube	
		F	612	K	842			
		G	626					
				11	10			

XT Series with full function control

Model	Description	Fabric Grade	List Price	Fabric Grade	List Price	Blanket Weight	Carton Weight	Yardage
2907JSXT*	Mesh-Back Task Chair Without Arms Seat Slider included	BLK	584	H	715	36	46	1.5*
		C	619	I	738			
		D	641	J	796			
		E/COM	663	JS	859	Blanket Cube	Carton Cube	
		F	684	K	910			
		G	699					
				11	10			

*formerly listed as model #2907

Model	Description	Fabric Grade	List Price	Fabric Grade	List Price	Blanket Weight	Carton Weight	Yardage
2906JSXT*	Mesh Mid-Back Task Chair With Adjustable Arms, Seat Slider included	BLK	615	H	745	41	51	1.5*
		C	649	I	769			
		D	674	J	826			
		E/COM	693	JS	889	Blanket Cube	Carton Cube	
		F	714	K	941			
		G	730					
				11	10			

*formerly listed as model #2906



Chair models marked with this symbol are available for cartoned delivery (additional charges may apply).
Chairs are fully assembled inside the carton except for the pneumatic cylinder that must be inserted into the chair base and into the mechanism (no tools required).



2900 QT Series

Conference & Basic Task Chair

Conference Chair


Model	Description	Fabric Grade	List Price	Fabric Grade	List Price	Blanket Weight	Carton Weight	Yardage
2916C	Mesh Mid-Back Conference Chair** With Fixed C Loop Arms	BLK	584	H	707	42	52	1.5*
		C	610	I	730			
		D	633	J	787			
		E/COM	654	JS	850	Blanket Cube	Carton Cube	
		F	675	K	902			
		G	691					

**standard with one position tilt lock control

Basic Task Chair

Model	Description	Fabric Grade	List Price	Fabric Grade	List Price	Blanket Weight	Carton Weight	Yardage
2917	Mesh Mid-Back Task Chair** Basic Task without Arms,	BLK	452	H	563	41	51	1.5*
		C	469	I	616			
		D	493	J	674			
		E/COM	513	JS	722	Blanket Cube	Carton Cube	
		F	527	K	757			
		G	542					

**standard with one position tilt lock control

Model	Description	Fabric Grade	List Price	Fabric Grade	List Price	Blanket Weight	Carton Weight	Yardage
2916	Mesh Mid-Back Task Chair** Basic Task With Adjustable Arms	BLK	471	H	582	41	51	1.5*
		C	488	I	635			
		D	512	J	693			
		E/COM	532	JS	741	Blanket Cube	Carton Cube	
		F	546	K	776			
		G	561					

**standard with one position tilt lock control



Chair models marked with this symbol are available for cartoned delivery (additional charges may apply).
Chairs are fully assembled inside the carton except for the pneumatic cylinder that must be inserted into the chair base and into the mechanism (no tools required).



2900 QT Series

Mesh-Back Stool

Stool, WT Series with easy two lever weight adjusting control

Model	Description	Fabric Grade	List Price	Fabric Grade	List Price	Blanket Weight	Carton Weight	Yardage
2904JSWT	Mesh Mid-Back Stool Without Arms Seat Slider included	BLK	614	H	725	41	51	1.5*
		C	630	I	778			
		D	655	J	836			
		E/COM	674	JS	884			
		F	689	K	919			
		G	703					
				11	10			

Model	Description	Fabric Grade	List Price	Fabric Grade	List Price	Blanket Weight	Carton Weight	Yardage
2905JSWT	Mesh-Back Stool With Adjustable Arms Seat Slider included	BLK	642	H	753	36	46	1.5*
		C	658	I	806			
		D	683	J	864			
		E/COM	702	JS	912			
		F	717	K	947			
		G	731					
				11	10			

***for COM vinyl add .25 yard**

Stool, XT Series with full function control

Model	Description	Fabric Grade	List Price	Fabric Grade	List Price	Blanket Weight	Carton Weight	Yardage
2905JSXT*	Mesh-Back Stool With Adjustable Arms Seat Slider included	BLK	723	H	852	36	46	1.5*
		C	757	I	878			
		D	781	J	934			
		E/COM	801	JS	997			
		F	822	K	1050			
		G	838					
				11	10			

*formerly listed as model #2905

Model	Description	Fabric Grade	List Price	Fabric Grade	List Price	Blanket Weight	Carton Weight	Yardage
2904JSXT*	Mesh Mid-Back Stool Without Arms Seat Slider included	BLK	692	H	822	41	51	1.5*
		C	726	I	846			
		D	750	J	903			
		E/COM	770	JS	966			
		F	791	K	1018			
		G	806					
				11	10			

*formerly listed as model #2904

Stools come standard with a stool cylinder (22"-30" seat height). High stool cylinders (24"-34" seat height) can be specified for an additional \$19 list.




Chair models marked with this symbol are available for cartoned delivery (additional charges may apply). Chairs are fully assembled inside the carton except for the pneumatic cylinder that must be inserted into the chair base and into the mechanism (no tools required).




2900 QT Series

Mesh-Back Stool

Basic Stool

Model	Description	Fabric Grade	List Price	Fabric Grade	List Price	Blanket Weight	Carton Weight	Yardage
2914	Mesh Mid-Back Stool** Basic Stool Without Arms	BLK	554	H	665	41	51	1.5*
		C	570	I	718			
		D	595	J	776			
		E/COM	614	JS	824	Blanket Cube 11	Carton Cube 10	
		F	629	K	859			
		G	643					

**standard with one position tilt lock control

Model	Description	Fabric Grade	List Price	Fabric Grade	List Price	Blanket Weight	Carton Weight	Yardage
2915	Mesh-Back Stool** Basic Stool With Adjustable Arms	BLK	585	H	696	36	46	1.5*
		C	602	I	749			
		D	626	J	807			
		E/COM	646	JS	855	Blanket Cube 11	Carton Cube 10	
		F	660	K	890			
		G	675					

**standard with one position tilt lock control

Stools come standard with a stool cylinder (22"-30" seat height). High stool cylinders (24"-34" seat height) can be specified for an additional \$19 list.



Chair models marked with this symbol are available for cartoned delivery (additional charges may apply). Chairs are fully assembled inside the carton except for the pneumatic cylinder that must be inserted into the chair base and into the mechanism (no tools required).

