

# 2600 Quest Lite Series

## Task Chair

### Features and Options

#### Back Features

- Height Adjustable (ratchet)
- Integrated Thoracic & Lumbar Support
- Adjustable Lumbar Support (\$105)

#### Seat Sizes

- Standard 19"D x 20"W
- Petite 17"D x 18"W (no charge)\*\*
- Tall 22"D x 20"W (\$125)
- Large Scale 20"D x 22"W (\$187)\*\*

#### Seat Features

- Molded Seat Foam on a Reinforced, Contoured Seat Pan with a Waterfall Front Edge

- Memory Seat Foam (\$60)

#### Specialty Seat Options

- Tailbone Seat Cutout (\$115)
- Contour Seat (\$115)

#### Casters

- 60mm Soft Thread Casters without Hood

- Hard Floor Braking (\$60)
- Glides (\$25)

Model Shown: 2609JS



#### Custom

- Special Seat or Back Modification (\$115)

✓ Mark signifies standard included features

#### Arm

- Up/Down (n/c)
- Up/Down+Width (n/c)
- 360° Pivot+Width (\$75)
- 4D: 4 Direction+Pivot (\$75)

#### Arm Pad

- Modern Arm Pad
- Upholstered (\$110)
- Upholstered with Memory Foam (\$136)

#### Specialty Arms (add only to chairs with arms)

- Fold Away Arms (\$157)
- Arm Pad Sliders (\$32)

#### Chair Control Mechanism

**JS: Full function rock & tilt with infinite lock,**

**Independent back angle, integrated seat slider**

**JSWT: Easy 2 lever weight adjusting control, seat slider**

#### Cylinder (heights measure from top of seat to floor)

- (#1) Ultra Low 16" to 19" (no charge)
- (#2) Low 17" to 21"
- (#3) Mid-height 18" to 23" (no charge)
- (#4) Stool (\$48, Included on stools) 22" to 30"
- (#5) High Stool (\$67, or \$19 on stools) 24" to 34"

#### Other Options

- Polished Aluminum Base (add \$100)
- Cal TB133 Fire Rating (\$80)

\*\* Large Scale seat is standard on model #2609JSLS, Petite seat standard on model #2606JS18.

Model	Seat Dimensions		Back Dimensions		Between Arms		Arm Height
	Depth	Width	Height	Width	Close	Open	Height From Seat
2606JS18	17	18	22	20	16	19	6.5-9.5
2606JS	19	20	22	20	18	21	6.5-9.5
2607JS	19	20	22	20	N/A	N/A	N/A
2609JS	19	20	24	20	18	21	6.5-9.5
2609JSLS	20	22	24	22	22	25	6.5-9.5
2604JS	19	20	22	20	N/A	N/A	N/A
2605JS	19	20	22	20	18	21	6.5-9.5





Chair models marked with this symbol are available for cartoned delivery (additional charges may apply). Chairs are fully assembled inside the carton except for the pneumatic cylinder that must be inserted into the chair base and into the mechanism (no tools required).





## 2600JS Quest Lite Series


### Task Chair

Model	Description	Fabric Grade	List Price	Fabric Grade	List Price	Blanket Weight	Carton Weight	Yardage
2606JS18	Mid-Back Task Chair With Adjustable Arms Petite Seat	C	762	H	939	42	52	1.5*
		D	800	I	984			
		E/COM	839	J	1093	Blanket Cube	Carton Cube	
		F	880	JS	1272			
		G	909	K	1461			

Model	Description	Fabric Grade	List Price	Fabric Grade	List Price	Blanket Weight	Carton Weight	Yardage
2606JS	Mid-Back Task Chair With Adjustable Arms	C	762	H	939	45	55	1.5*
		D	800	I	984			
		E/COM	839	J	1093	Blanket Cube	Carton Cube	
		F	880	JS	1272			
		G	909	K	1461			

Model	Description	Fabric Grade	List Price	Fabric Grade	List Price	Blanket Weight	Carton Weight	Yardage
2607JS	Mid-Back Task Chair Without Arms	C	691	H	865	40	50	1.5*
		D	726	I	909			
		E/COM	765	J	1019	Blanket Cube	Carton Cube	
		F	805	JS	1188			
		G	835	K	1442			

Model	Description	Fabric Grade	List Price	Fabric Grade	List Price	Blanket Weight	Carton Weight	Yardage
2609JS	High-Back Task Chair With Adjustable Arms,	C	830	H	1004	48	58	1.75*
		D	865	I	1049			
		E/COM	904	J	1158	Blanket Cube	Carton Cube	
		F	945	JS	1327			
		G	974	K	1525			

Model	Description	Fabric Grade	List Price	Fabric Grade	List Price	Blanket Weight	Carton Weight	Yardage
2609JSLS	High-Back Large Scale Task Chair With Arms	C	962	H	1136	52	62	1.75*
		D	997	I	1180			
		E/COM	1036	J	1290	Blanket Cube	Carton Cube	
		F	1076	JS	1458			
		G	1106	K	1657			

**\*for COM vinyl add .25 yard**






Chair models marked with this symbol are available for cartoned delivery (additional charges may apply).  
Chairs are fully assembled inside the carton except for the pneumatic cylinder that must be inserted into the chair base and into the mechanism (no tools required).



## 2600JSWT Quest Lite Series

## Task Chair

## WT Series with easy two lever weight adjusting control

Model	Description	Fabric Grade	List Price	Fabric Grade	List Price	Blanket Weight	Carton Weight	Yardage
2606JSWT	Mid-Back Task Chair With Adjustable Arms	C	709	H	819	53	63	1.5*
		D	731	I	843			
		E/COM	754	J	902	Blanket Cube	Carton Cube	
		F	771	JS	966			
		G	795	K	1173			
2607JSWT	Mid-Back Task Chair Without Arms,	C	649	H	759	44	54	1.5*
		D	671	I	783			
		E/COM	694	J	842	Blanket Cube	Carton Cube	
		F	711	JS	906			
		G	735	K	1113			
2609JSWT	High-Back Task Chair With Adjustable Arms,	C	771	H	881	50	60	1.75*
		D	793	I	905			
		E/COM	816	J	964	Blanket Cube	Carton Cube	
		F	833	JS	1028			
		G	857	K	1235			

Stools on next page




Chair models marked with this symbol are available for cartoned delivery (additional charges may apply).  
Chairs are fully assembled inside the carton except for the pneumatic cylinder that must be inserted into the chair base and into the mechanism (no tools required).




2600 Quest Lite Series

Stool


JS Series stool


Model	Description	Fabric Grade	List Price	Fabric Grade	List Price	Blanket Weight	Carton Weight	Yardage
2604JS	Mid-Back Stool Without Arms	C	794	H	968	50	60	1.5*
		D	829	I	1012			
		E/COM	868	J	1122	Blanket Cube	Carton Cube	
		F	908	JS	1291			
		G	938	K	1489			

Model	Description	Fabric Grade	List Price	Fabric Grade	List Price	Blanket Weight	Carton Weight	Yardage
2605JS	Mid-Back Stool With Adjustable Arms	C	897	H	1071	54	64	1.5*
		D	932	I	1115			
		E/COM	971	J	1225	Blanket Cube	Carton Cube	
		F	1011	JS	1394			
		G	1041	K	1592			

*\*for COM vinyl add .25 yard*

WT Series stool with easy two lever weight adjusting control

Model	Description	Fabric Grade	List Price	Fabric Grade	List Price	Blanket Weight	Carton Weight	Yardage
2604JSWT	Mid-Back Task Stool Without Arms	C	714	H	824	58	68	1.5*
		D	736	I	848			
		E/COM	759	J	907	Blanket Cube	Carton Cube	
		F	776	JS	971			
		G	800	K	1178			

Model	Description	Fabric Grade	List Price	Fabric Grade	List Price	Blanket Weight	Carton Weight	Yardage
2605JSWT	Mid-Back Task Stool With Adjustable Arms	C	771	H	881	58	68	1.5*
		D	793	I	905			
		E/COM	816	J	964	Blanket Cube	Carton Cube	
		F	833	JS	1028			
		G	857	K	1235			

Stools come standard with a stool cylinder (22"-30" seat height). High stool cylinders (24"-34" seat height) can be specified for an additional \$19 list.



Chair models marked with this symbol are available for cartoned delivery (additional charges may apply). Chairs are fully assembled inside the carton except for the pneumatic cylinder that must be inserted into the chair base and into the mechanism (no tools required).

